

XS9E111A1L2

Inductive proximity sensors XS, inductive sensor XS9 26x26x13, PBT, Sn10mm, 24 VDC, cable 2 m



Main

Range of product	Telemecanique Inductive proximity sensors XS
Series name	Application
Sensor type	Inductive proximity sensor
Device application	-
Sensor name	XS9
Sensor design	Flat form 26 x 26 x 13
Size	13 mm
Body type	Fixed
Detector flush mounting acceptance	Flush mountable
Material	Plastic
Enclosure material	PBT
Type of output signal	Analogue
Wiring technique	3-wire
[Sn] nominal sensing distance	10 mm
Output circuit type	DC
Analogue output range	0...10 V
Electrical connection	Cable
Cable length	2 m
[Us] rated supply voltage	24 V DC
IP degree of protection	IP68 double insulation conforming to IEC 60529

Complementary

Detection face	Frontal
Front material	PBT
Operating zone	1...10 mm
Repeat accuracy	<= 3% of Sr
Linearity error	+/- 1 V
Cable composition	3 x 0.34 mm ²
Wire insulation material	PVC
Status LED	Without
Supply voltage limits	15...36 V DC
Switching frequency	<= 1000 Hz
Current consumption	0...4 mA no-load
Maximum output current drift	10 %
Marking	CE
Depth	13 mm
Height	26 mm
Width	26 mm

Environment

Product certifications	Ecolab[RETURN]CSA[RETURN]UL
Ambient air temperature for operation	-25...70 °C
Ambient air temperature for storage	-40...85 °C
Vibration resistance	25 gn amplitude = +/- 2 mm (f = 10...55 Hz) conforming to IEC 60068-2-6
Shock resistance	50 gn for 11 ms conforming to IEC 60068-2-27

Packing Units

Unit Type of Package 1	PCE
Number of Units in Package 1	1
Package 1 Height	4.2 cm
Package 1 Width	9.5 cm
Package 1 Length	13.2 cm
Package 1 Weight	93.0 g
Unit Type of Package 2	S01
Number of Units in Package 2	11
Package 2 Height	15.0 cm
Package 2 Width	15.0 cm
Package 2 Length	40.0 cm
Package 2 Weight	1.248 kg

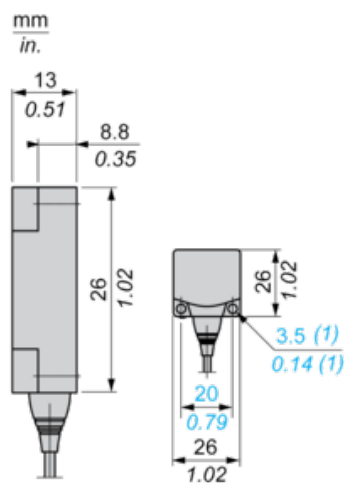
Offer Sustainability

California proposition 65	WARNING: This product can expose you to chemicals including: Diisononyl phthalate (DINP), which is known to the State of California to cause cancer, and Di-isodecyl phthalate (DIDP), which is known to the State of California to cause birth defects or other reproductive harm. For more information go to www.P65Warnings.ca.gov
For all Reach Rohs enquiries contact us at	sustainability@tesensors.com

Contractual warranty

Warranty	18 months
----------	-----------

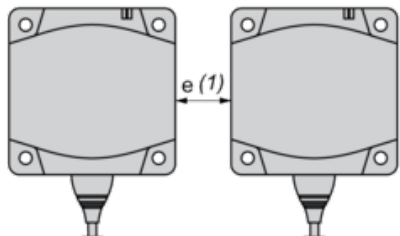
Dimensions



Setting-up

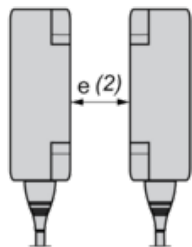
Minimum Mounting Distances (mm)

Side by Side



$$e (1) \geq 30$$

Face to Face



$$e (2) \geq 72$$

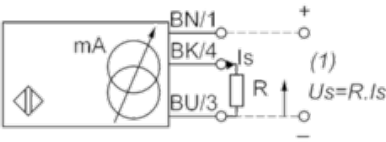
Facing a Metal Object



$$e (3) \geq 30$$

Wiring Schemes

3-Wire Connection



BU : Blue

BN : Brown

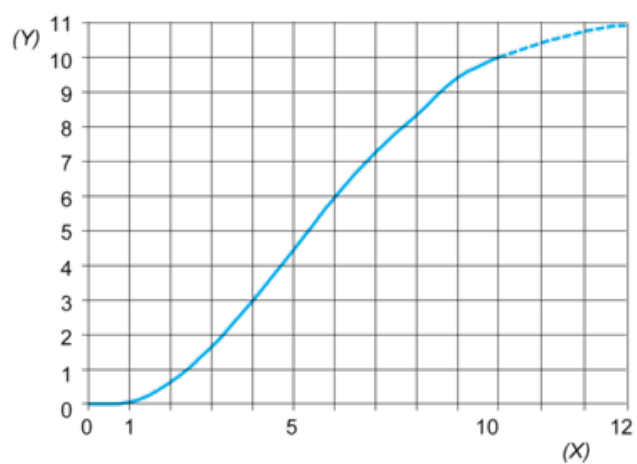
BK : Black

(1) Voltage output

Ensure a minimum of 5 V between the + (terminal 1) and the sensor output (terminal 4)

	Output current	Load impedance value	Output voltage	Load impedance value
24 V	0...10 mA	$R \leq 1400 \, \Omega$	0...10 V	$R = 1000 \, \Omega$

Output Curves



(Y) Us (V)

(X) Sensors - object distance (mm)