

XS4P18NA340D

Inductive proximity sensors XS, inductive sensor XS4 M18, L48mm, PPS, Sn8mm, 12...24 VDC, M12



Main

| | |
|------------------------------------|---------------------------------------------------------|
| Range of product | Telemecanique Inductive proximity sensors XS |
| Series name | General purpose |
| Sensor type | Inductive proximity sensor |
| Sensor name | XS4 |
| Sensor design | Cylindrical M18 |
| Size | 48 mm |
| Body type | Fixed |
| Detector flush mounting acceptance | Non flush mountable |
| Material | Plastic |
| Type of output signal | Discrete |
| Wiring technique | 3-wire |
| [Sn] nominal sensing distance | 8 mm |
| Discrete output function | 1 NO |
| Output circuit type | DC |
| Discrete output type | NPN |
| Electrical connection | Male connector M12, 4 pins |
| [Us] rated supply voltage | 12...24 V DC with reverse polarity protection |
| Switching capacity in mA | <= 200 mA DC with overload and short-circuit protection |
| IP degree of protection | IP67 conforming to IEC 60529 |

Complementary

| | |
|------------------------|------------------------------|
| Thread type | M18 x 1 |
| Detection face | Frontal |
| Front material | PPS |
| Enclosure material | PPS |
| Operating zone | 0...6.4 mm |
| Differential travel | 1...15% of Sr |
| Status LED | Output state: 1 LED (yellow) |
| Supply voltage limits | 10...36 V DC |
| Switching frequency | <= 2000 Hz |
| Maximum voltage drop | <2 V (closed) |
| Current consumption | <= 10 mA no-load |
| Maximum delay first up | 10 ms |
| Maximum delay response | 0.15 ms |
| Maximum delay recovery | 0.35 ms |
| Marking | CE |
| Threaded length | 29 mm |
| Height | 18 mm |
| Length | 48 mm |

Environment

| | |
|---------------------------------------|-------------------------------------------------------------------------|
| Product certifications | CSA[RETURN]UL |
| Ambient air temperature for operation | -25...70 °C |
| Ambient air temperature for storage | -40...85 °C |
| Vibration resistance | 25 gn amplitude = +/- 2 mm (f = 10...55 Hz) conforming to IEC 60068-2-6 |
| Shock resistance | 50 gn for 11 ms conforming to IEC 60068-2-27 |

Packing Units

| | |
|------------------------------|-----------|
| Unit Type of Package 1 | PCE |
| Number of Units in Package 1 | 1 |
| Package 1 Height | 2.600 cm |
| Package 1 Width | 7.100 cm |
| Package 1 Length | 15.300 cm |
| Package 1 Weight | 28.000 g |
| Unit Type of Package 2 | S01 |
| Number of Units in Package 2 | 22 |
| Package 2 Height | 15 cm |
| Package 2 Width | 15 cm |
| Package 2 Length | 40 cm |
| Package 2 Weight | 963.000 g |

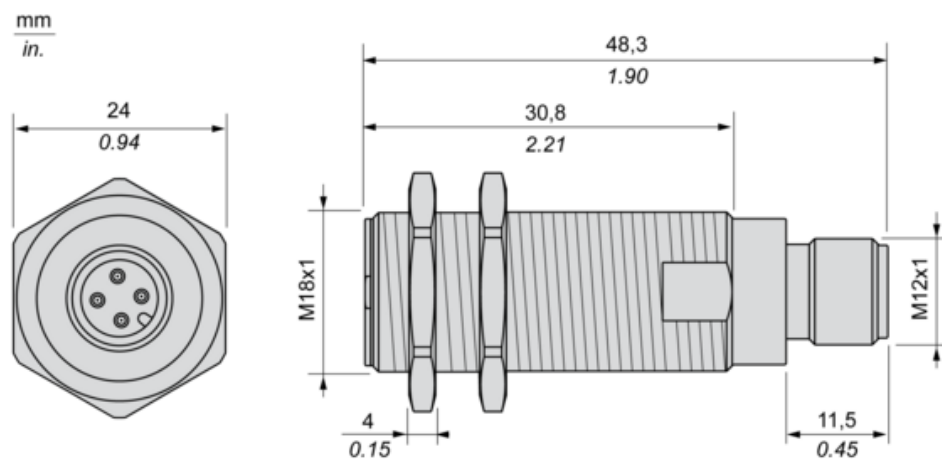
Offer Sustainability

| | |
|--------------------------------------------|-----------------------------------------------------------------------------------------------------------------------------------------------------------------------------------------------------------------------------------------------------------------------------------------------------------------------------------------------------------------------------------|
| Sustainable offer status | Green Premium product |
| Circularity Profile |  End of Life Information |
| California proposition 65 | WARNING: This product can expose you to chemicals including: Diisononyl phthalate (DINP), which is known to the State of California to cause cancer, and Di-isodecyl phthalate (DIDP), which is known to the State of California to cause birth defects or other reproductive harm. For more information go to www.P65Warnings.ca.gov |
| For all Reach Rohs enquiries contact us at | sustainability@tesensors.com |

Contractual warranty

| | |
|----------|-----------|
| Warranty | 18 months |
|----------|-----------|

Dimensions



Minimum Mounting Distances

Side by side



$e (1) \geq 32 \text{ mm}/1.26 \text{ in.}$

Face to face



$e (2) \geq 96 \text{ mm}/3.78 \text{ in.}$

Facing a metal object



$e (3) \geq 24 \text{ mm}/0.94 \text{ in.}$

Mounted in a metal support

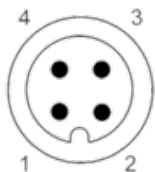


$d \geq 56 \text{ mm}/2.20 \text{ in.}$

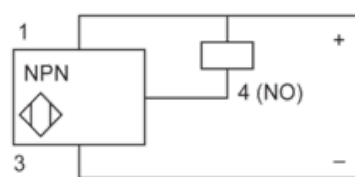
$h \geq 16 \text{ mm}/0.63 \text{ in.}$

Wiring Schemes

M12 connector

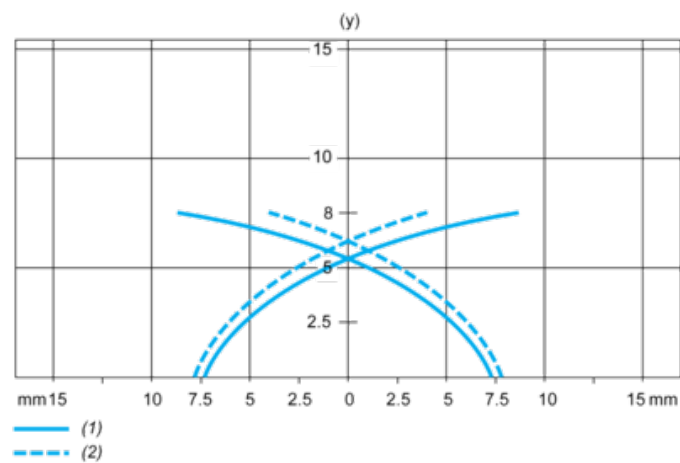


NPN



Performance Curves

Standard Steel Target : 24x24x1 mm



(1) Pick-up points

(2) Drop-out points (object approaching from the side)

(y) Sensing distance in mm