

Product datasheet

Specifications



round pilot light Ø 22 - IP65 - red -
integral LED - 24 V - lugs - ATEX

XB4BVB4EX

Main

Range of product	Harmony XB4
Product or component type	Complete pilot light
Device short name	XB4
Bezel material	Chromium plated metal
Fixing collar material	Zamak
Head type	Standard
Mounting diameter	22 mm
Sale per indivisible quantity	1
Dust zone	Zone 21 - 22
Operator additional information	With plain lens

Complementary

Resistance to high pressure washer	7000000 Pa at 55 °C, distance : 0.1 m
Device mounting	Fixing hole - diameter: 22.5 mm 22.3 +0.4/0
Fixing center	>= 30 x 40 mm (support panel)
Embedding depth	43 mm
Marking	Ex tb IIIC
Shape of signaling unit head	Round
Cap/Operator or lens colour	Red
Connections - terminals	Screw clamp terminals, <= 2 x 1.5 mm² with cable end conforming to EN/IEC 60947-1 Screw clamp terminals, 1 x 0.22...2 x 2.5 mm² without cable end conforming to EN/IEC 60947-1
[Ui] rated insulation voltage	250 V (pollution degree 3) conforming to EN 60947-1
[Uimp] rated impulse withstand voltage	4 kV conforming to EN 60947-1
Signalling type	Steady
Light source	Integral LED
Light source colour	Red
[Us] rated supply voltage	24 V AC/DC 50/60 Hz
Supply voltage limits	19.2...30 V DC 21.6...26.4 V AC

Current consumption	18 mA
Service life	100000 h at rated voltage and 25 °C
Surge withstand	1 kV conforming to IEC 61000-4-5

Environment

Protective treatment	TH
Ambient air temperature for storage	-40...70 °C
Ambient air temperature for operation	-20...60 °C
Overvoltage category	I conforming to IEC 60536
IP degree of protection	IP65 conforming to IEC 60529
NEMA degree of protection	NEMA 13 NEMA 4X
IK degree of protection	IK05 conforming to IEC 50102
Standards	EN 60079-0:2009 EN 60079-31:2009 EN 61000-6-2 IEC 60079-0:2007 IEC 60079-31:2008
Directives	94/9/EC - ATEX directive
Product certifications	INERIS 04ATEX9004U
Vibration resistance	5 gn (f= 12...500 Hz) conforming to IEC 60068-2-6
Shock resistance	30 gn (duration = 18 ms) for half sine wave acceleration conforming to IEC 60068-2-27 50 gn (duration = 11 ms) for half sine wave acceleration conforming to IEC 60068-2-27
Resistance to fast transients	2 kV conforming to IEC 61000-4-4
Resistance to electromagnetic fields	10 V/m conforming to IEC 61000-4-3
Resistance to electrostatic discharge	6 kV on contact (on metal parts) conforming to IEC 61000-4-2 8 kV in free air (in insulating parts) conforming to IEC 61000-4-2
Electromagnetic emission	Class B conforming to IEC 55011

Packing Units

Unit Type of Package 1	PCE
Number of Units in Package 1	1
Package 1 Height	3.0 cm
Package 1 Width	15.8 cm
Package 1 Length	23.0 cm
Package 1 Weight	90.0 g
Unit Type of Package 2	S01
Number of Units in Package 2	10
Package 2 Height	15.0 cm
Package 2 Width	15.0 cm
Package 2 Length	40.0 cm
Package 2 Weight	1.096 kg

Offer Sustainability

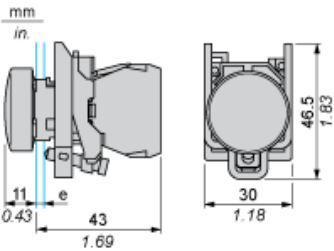
Sustainable offer status	Green Premium product
REACH Regulation	REACH Declaration

REACH free of SVHC	Yes
EU RoHS Directive	Pro-active compliance (Product out of EU RoHS legal scope) EU RoHS Declaration
Mercury free	Yes
China RoHS Regulation	China RoHS declaration
RoHS exemption information	Yes
Environmental Disclosure	Product Environmental Profile
Circularity Profile	End of Life Information
WEEE	The product must be disposed on European Union markets following specific waste collection and never end up in rubbish bins

Contractual warranty

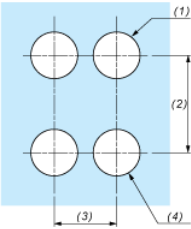
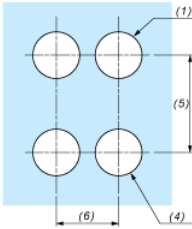
Warranty	18 months
----------	-----------

Pilot Light

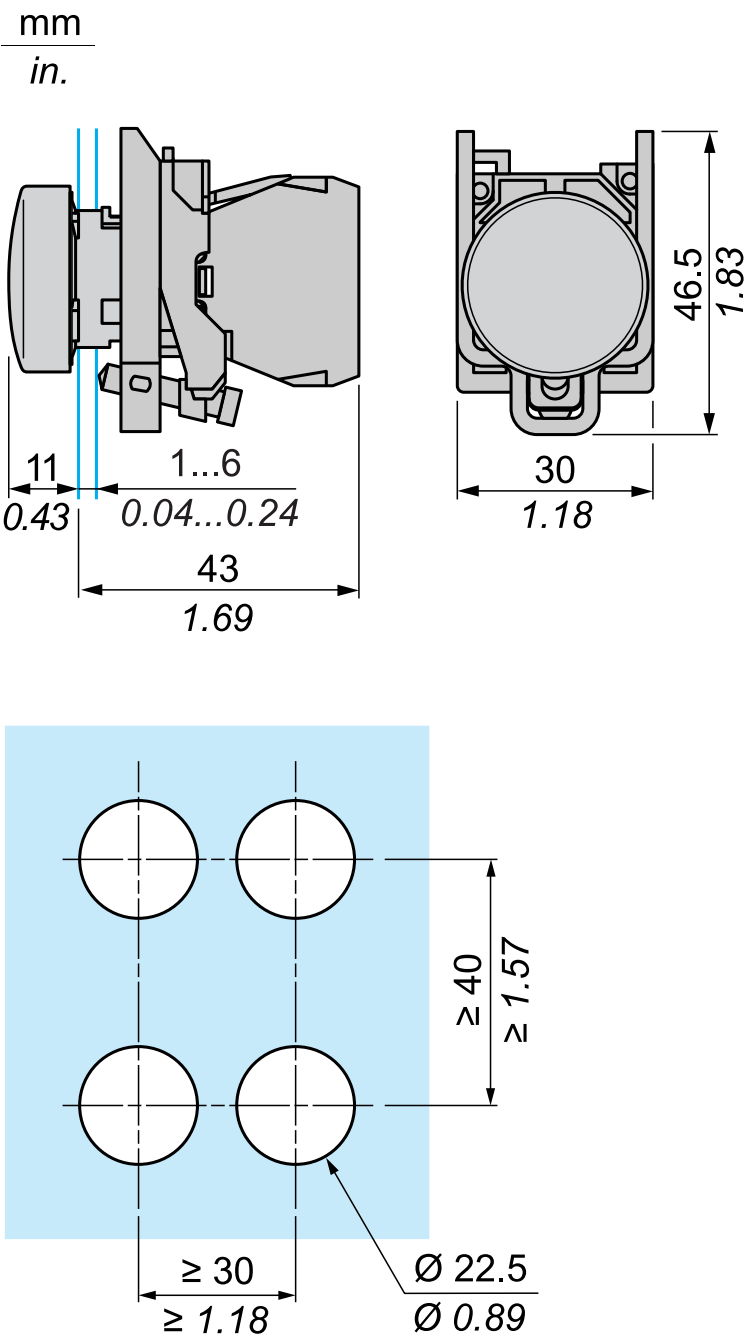


e : support thickness: 1 to 6 mm / 0.04 to 0.24 in.

Panel Cut-out for Pushbuttons, Switches and Pilot Lights (Finished Holes, Ready for Installation)

Connection by Screw Clamp Terminals or Plug-in Connectors or on Printed Circuit Board	Connection by Faston Connectors
	
<div><div>(1)</div><div>Diameter on finished panel or support</div></div> <div><div>(2)</div><div>40 mm min. / 1.57 in. min.</div></div> <div><div>(3)</div><div>30 mm min. / 1.18 in. min.</div></div> <div><div>(4)</div><div>Ø 22.5 mm / 0.89 in. recommended (Ø 22.3 mm₀^{+0.4} / 0.88 in.₀^{+0.016})</div></div> <div><div>(5)</div><div>45 mm min. / 1.78 in. min.</div></div> <div><div>(6)</div><div>32 mm min. / 1.26 in. min.</div></div>	

Dimensions



Recommended replacement(s)