

Search Automation Controls 🔍

- Home
- Products
- Download
- Resource
- Support
- Sales Locations

Panasonic Industry > Automation Controls Top > FA Sensors & Components > Sensors > Area Sensors > NA2-N16-PN

Sensors

Area Sensors

General Purpose & Slim Body Area Sensor NA2-N

NA2-N16-PN

Fiber Sensors

Photoelectric Sensors / Laser Sensors

Light Curtains / Safety Components

Micro Photoelectric Sensors

Inductive Proximity Sensors

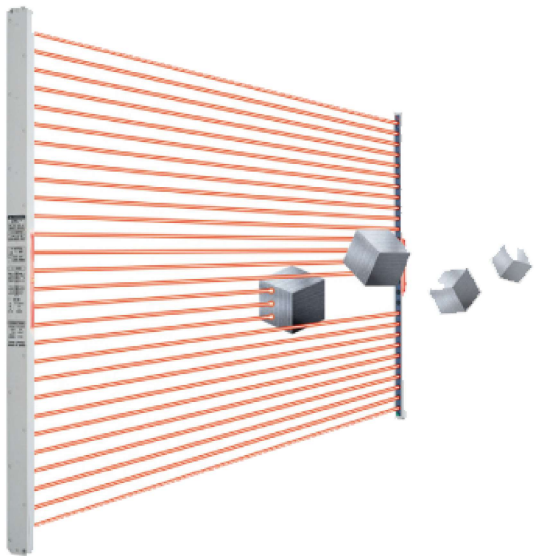
Particular Use Sensors

Sensor Options

Wire-Saving Systems

Configuration examples of IO-Link compatible devices

NA2-N16-PN | General Purpose & Slim Body Area Sensor NA2-N



\*Photo may vary from actual product.

RoHS compliant

?

Product Number	NA2-N16-PN
Part Number	NA2-N16-PN
Product	General Purpose & Slim Body Area Sensor



Contact Us

Technical Inquiries,  
Purchase Support &  
Additional Assistance

Technical inquiry

Business inquiry

Other inquiry

Details

PNP output

Download

Catalog/  
Datasheet

CAD

Manual

Contact Us

Technical inquiry

Business inquiry

Other inquiry

Spec  
Detail



Accessories  
(Option)



As of April 26, 2025 (JST)  
\*Specifications and design of the products are subject to change without notice for the product improvement.

Spec Detail

Specifications and design of the products are subject to change without notice for the product improvement.

Item	Specifications
Product Number	NA2-N16-PN
Part Number	NA2-N16-PN
Products Name	General Purpose & Slim Body Area Sensor
Product details	PNP output
The price of the product	Please contact our office




Item		Specifications
		Download
Catalog/ Datasheet	CAD	Manual
Beam pitch	20 mm 0.787 in	
Sensing object	dia. 30 mm dia. 1.181 in or more opaque object (completely beam interrupted objects)	
Supply voltage	12 to 24 V DC plus or minus 10 % Ripple P-P 10 % or less	
Power consumption:Emitter:Job indicator ON	0.9 W or less	
Power consumption:Emitter:Job indicator OFF	0.8 W or less	
Power consumption:Receiver:Job indicator ON	0.9 W or less	
Power consumption:Receiver:Job indicator OFF	0.8 W or less	
Output	PNP open-collector transistor - Maximum source current: 100 mA - Applied voltage: 30 V DC or less (between output and +V) - Residual voltage: 2 V or less (at 100 mA source current), 1 V or less (at 16 mA source current)	
Output:Utilization category	DC-12 or DC-1	



Item		Specifications
		Download
Catalog/ Datasheet	CAD	Manual
		when one or more beam channels are interrupted)
Output:Short-circuit protection		Incorporated
Response time		10 ms or less (12 ms or less when the interference prevention function is used)
Indicators:Emitter		Emitting indicator: Green LED x 2 (light up during emission; one LED lights up for Frequency A setting, both LEDs light up for Frequency B setting) Job indicator: Red LED (lights up, blinks or lights off when the job indicator input is applied, selected by operation mode switch)
Indicators:Receiver		Operation indicator: Red LED (lights up when one or more beam channels are interrupted) Stable incident beam indicator: Green LED (lights up when all beam channels are stably received) Job indicator: Red



Item		Specifications
		Download
Catalog/ Datasheet	CAD	Manual
		applied, selected by operation mode switch) * When an excess current flows through the output, the stable incident beam indicator and the operation indicator on the receiver blink simultaneously due to operation of the short-circuit protection circuit.
Interference prevention function		Incorporated
Test input (emission halt) function		Incorporated
Pollution degree		3 (Industrial environment)
Protection		IP40(IEC)
Ambient temperature		-10 to +55 degrees +14 to +131 degrees Fahrenheit (No dew condensation or icing allowed), Storage: -10 to +60 degrees +14 to +140 degrees Fahrenheit
Ambient humidity		35 to 85 % RH, Storage: 35 to 85 % RH
Ambient illuminance		Incandescent 3,000 lx or les: 






Item		Specifications
		Download
Catalog/ Datasheet	CAD	Manual
Voltage withstandability		min. between all supply terminals connected together and enclosure
Insulation resistance		20 MOhm , or more, with 250 V DC megger between all supply terminals connected together and enclosure
Vibration resistance		10 to 150 Hz frequency, 0.75 mm <a href="#">0.030 in</a> double amplitude in X, Y and Z directions for two hours each
Shock resistance		500 m/s <sup>2</sup> acceleration (50 G approx.) in X, Y and Z directions three times each
Emitting element		Infrared LED (Peak emission wavelength: 870 nm <a href="#">0.034 mil</a> , modulated) (Note: Peak emission wavelength has been changed from production in March, 2017.)
Material		Enclosure: Heat-resistant ABS Lens cover:



Item		Specifications
Download		
Catalog/ Datasheet	CAD	Manual
Cable	0.2 mm2 4-core cabtyre cable, 3 m 9.843 ft long	
Cable extension	Extension up to total 25 m 82.021 ft is possible for both emitter and receiver, with 0.2 mm2, or more, cable.	
Weight(Total weight of emitter and receiver)	Net weight: 450 g approx. Gross weight: 650 g approx.	

Accessories (Option)

	Product number	Part number	Product	D
	<a href="#">MS-NA1-1</a>	MS-NA1-1	-	-
	<a href="#">MS-NA2-1</a>	MS-NA2-1	-	-
	<a href="#">MS-NA3-N16</a>	MS-NA3-N16	-	-



	Product number	Part number	Product	D.
Download				
Catalog/ Datasheet	CAD		Manual	

Recently checked products

Recently checked product numbers

- NA2-N16 | General Purpose & Slim Body  
Area Sensor NA2-N >
- NA2-N12-PN | General Purpose & Slim  
Body Area Sensor NA2-N >
- NA2-N12 | General Purpose & Slim Body  
Area Sensor NA2-N >
- LX-101-P | Digital Mark Sensor LX-100 >
- LX-101 | Digital Mark Sensor LX-100 >

Contact Us

Control  
Components &  
Electronic Device  
Products  
Technical  
Support

Relays, Couplers,  
Connectors, Switches,  
and Other  
Control Components &

FA Sensors &  
Components,  
Motors  
Technical  
Support

FA Sensors, PLC ,Eco  
Power Meters, Times,  
Counters, Limit Switcheds  
and Other FA Sensors &  
Components

Motors  
Technical  
Support

Motors for FA & Industrial  
Application, Motors for  
Appliance & Automotive





Electronic Device  
Products

Contact Us

Catalog/  
Datasheet

CAD

Manual

Download

## Guidelines for Ordering and Usage

Requests to customers (FA Sensors & Components [Excluding motors])

Requests to customers (Dedicated to industrial motors)

Components & Devices	FA Sensors & Components			Motors for FA & Industrial Application
Relays / Couplers	Fiber Sensors	Sensor Options	Static Control Devices	AC Servo
Connectors	Photoelectric Sensors / Laser Sensors	Wire-Saving Systems	Laser Markers / 2D Code Readers	Motors for HVAC & Automotive
Switches	Micro Photoelectric Sensors	Programmable Controllers / Motion Controller	Machine Vision System	
Encoders / Potentiometers	Light Curtains / Safety Components	Human Machine Interface	Energy Management Solutions	
Transparent Conductive Film	Area Sensors	Pressure Sensors / Flow Sensors		
Cooling Fan	Inductive Proximity Sensors	Measurement Sensors		
	Particular Use Sensors			

Download

Catalog/  
Datasheet

CAD

Manual

