

Product datasheet

Specifications



circuit breaker EasyPact
CVS630N, 50 kA at 415 VAC, 500
A rating thermal magnetic TM-D
trip unit, 4P 3d

LV563318

Main

Range	EasyPact
Range Of Product	EasyPact CVS400...630
Product Name	EasyPact CVS
Device Short Name	CVS630N
Product Or Component Type	Circuit breaker
Device Application	Distribution
Poles Description	4P
Protected Poles Description	3D
Earth Leakage Protection (Vigi Add On)	Without
[In] Rated Current	500 A at 40 °C
Network Type	AC
Utilisation Category	Category A
[Icu] Breaking Capacity	70 kA Icu at 220/240 V AC 50/60 Hz conforming to IEC 60947-2 50 kA Icu at 380/415 V AC 50/60 Hz conforming to IEC 60947-2 42 kA Icu at 440 V AC 50/60 Hz conforming to IEC 60947-2
Trip Unit Name	TM-D
Trip Unit Technology	Thermal-magnetic
Trip Unit Rating	500 A at 40 °C
Protection Type	Overload protection (thermal) Short-circuit protection (magnetic)

Complementary

[Uimp] Rated Impulse Withstand Voltage	8 kV conforming to EN/IEC 60947-2
Network Frequency	50/60 Hz
Breaking Capacity Code	N
[Ics] Rated Service Breaking Capacity	70 kA at 220/240 V AC 50/60 Hz conforming to IEC 60947-2 50 kA at 380/415 V AC 50/60 Hz conforming to IEC 60947-2 32 kA at 440 V AC 50/60 Hz conforming to IEC 60947-2
Neutral Position	Left
Mechanical Durability	15000 cycles
Electrical Durability	4000 cycles 415 V In conforming to IEC 60947-2
Control Type	Toggle
Thermal Protection Adjustment Range	350...500 A

Disclaimer: This documentation is not intended as a substitute for and is not to be used for determining suitability or reliability of these products for specific user applications

Neutral Protection Setting	No protection (3D)
Long Time Pick-Up Adjustment Type I _r	Adjustable
Long Time Pick-Up Adjustment Range	0.7...1 x I _n
Long Time Delay Adjustment Type	Fixed
Instantaneous Pick-Up Adjustment Type I _i	Adjustable
Instantaneous Pick-Up Adjustment Range	5...10 x I _n
Contact Position Indicator	Yes
Mounting Support	Backplate
Mounting Mode	Fixed
Upside Connection	Front
Downside Connection	Front
Connections - Terminals	Screw connection
Connection Pitch	45 mm
Compatibility Code	CVS630
Width	185 mm
Depth	110 mm
Height	255 mm
Net Weight	7.1 kg

Environment

Standards	EN 60947-2 IEC 60947-2
Product Certifications	IEC GOST
Electrical Shock Protection Class	Class II
Pollution Degree	3 conforming to IEC 60664-1
IP Degree Of Protection	IP40
Ambient Air Temperature For Operation	-25...70 °C
Ambient Air Temperature For Storage	-50...85 °C

Packing Units

Unit Type Of Package 1	PCE
Number Of Units In Package 1	1
Package 1 Height	24.4 cm
Package 1 Width	21.0 cm
Package 1 Length	30.0 cm
Package 1 Weight	8.039 kg
Unit Type Of Package 2	S03
Number Of Units In Package 2	2
Package 2 Height	30 cm
Package 2 Width	30 cm

Package 2 Length	40 cm
Package 2 Weight	16.078 kg

Sustainability



Green Premium™ label is Schneider Electric’s commitment to delivering products with best-in-class environmental performance. Green Premium promises compliance with the latest regulations, transparency on environmental impacts, as well as circular and low-CO₂ products.

Guide to assessing product sustainability is a white paper that clarifies global eco-label standards and how to interpret environmental declarations.




[Learn more about Green Premium >](#)

[Guide to assess a product’s sustainability >](#)



Transparency RoHS/REACH

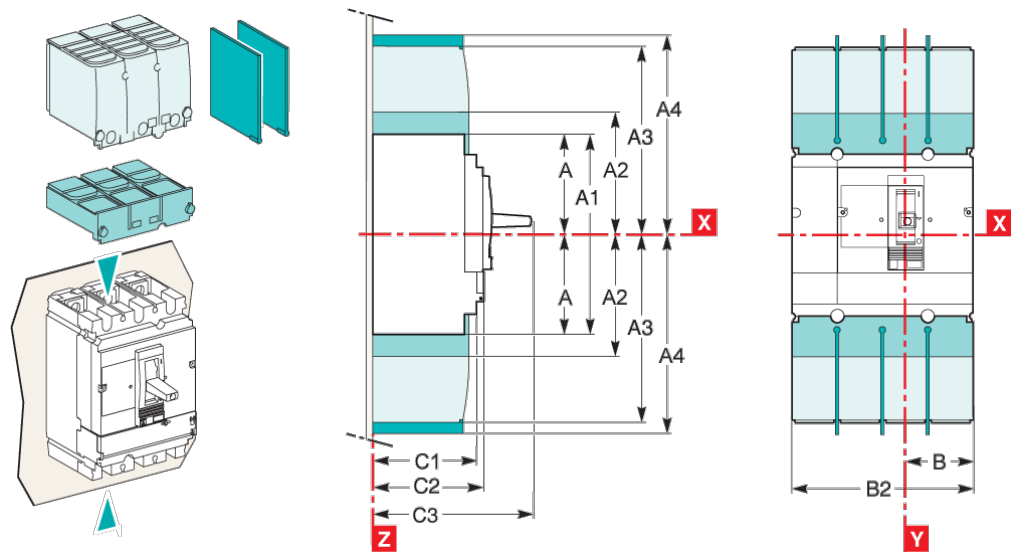
Well-being performance

 Mercury Free	
 Rohs Exemption Information	Yes
 Pvc Free	

Certifications & Standards

Reach Regulation	REACH Declaration
Eu Rohs Directive	Compliant with Exemptions
China Rohs Regulation	China RoHS declaration Product out of China RoHS scope. Substance declaration for your information
Environmental Disclosure	Product Environmental Profile
Weee	The product must be disposed on European Union markets following specific waste collection and never end up in rubbish bins
Circularity Profile	End of Life Information

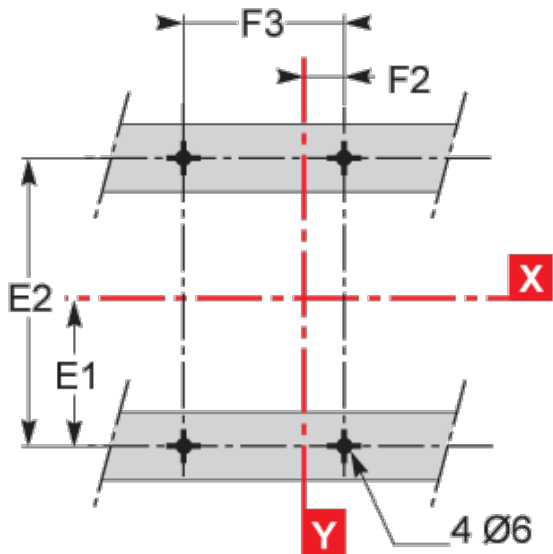
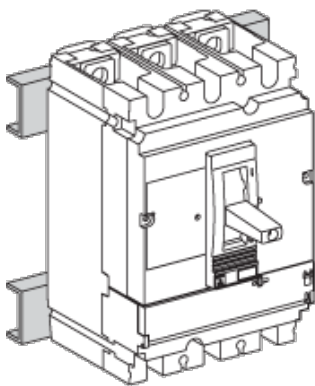
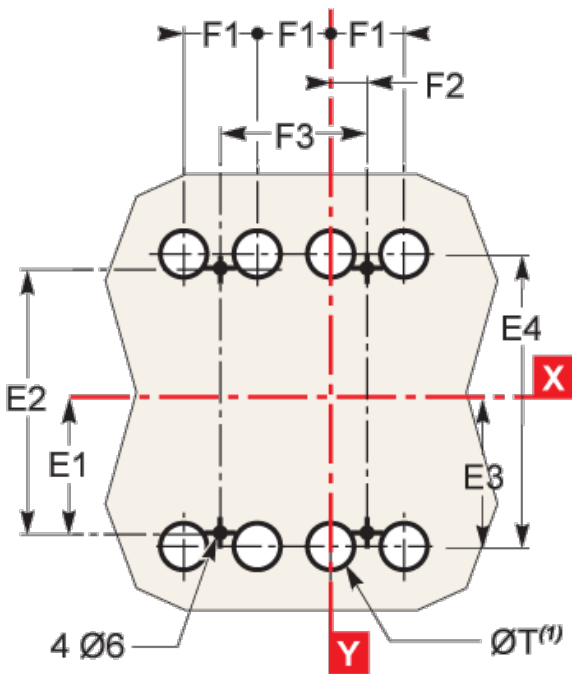
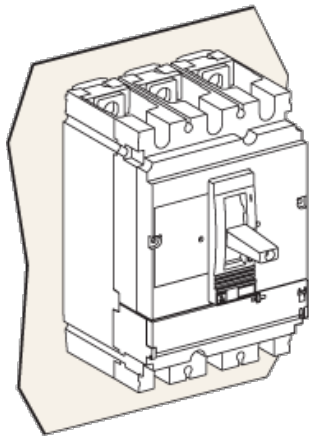
Dimensions Drawings



Type	A	A1	A2	A3	A4	A5	A6	A7	A8	A9	B	B1	B2	C1	C2	C3	E1
CVS100M60/250	80.5	101	64	145	170.5	155.5	236	109	220	353.5	52.5	105	140	81	86	111 ^Ø	62.5
CVS400/630	127.5	255	142.5	300	287	227.5	355	342.5	300	337	70	140	185	95.5	110	168	100
Type	E2	E3	E4	E5	E6	E7	E8	F1	F2	F3	G1	G2	G3	G4	G5	ØT	U
CVS100M60/250	125	70	140	137.5	200	145	215	35	17.5	70	55	75	13.5	23	17.5	24	y32
CVS400/630	200	113.5	227	200	300	213.5	327	45	22.5	90	-	-	-	-	-	32	y35

Ø T=126mm for Easy-Post CVS2500.F

Assembly



Type	A	A1	A2	A3	A4	A5	A6	A7	A8	A9	B	B1	B2	C1	C2	C3	E1
CVS100/160/250	60.5	101	84	140	170.5	165.5	236	109	220	353.5	52.5	105	140	81	66	111 ^(*)	62.5
CVS400/630	127.5	255	142.5	200	287	227.5	355	242.5	300	357	70	140	185	95.5	110	169	100
Type	E2	E3	E4	E5	E6	E7	E8	F1	F2	F3	G1	G2	G3	G4	G5	ØT	U
CVS100/160/250	125	70	140	137.5	200	145	215	35	17.5	70	55	75	13.5	33	17.5	34	y32
CVS400/630	200	113.5	227	200	300	213.5	327	45	22.5	80	-	-	-	-	-	32	y35

(*) C3=126mm for EasyPact CVS2500.F.

Performance Curves

