

Product datasheet

Specifications



Keypad-touchscreen panel color - 640 x 480 pixels VGA -10.4" - TFT LCD

HMIGK5310

Main

Range of product	Harmony GK
Product or component type	Touchscreen panel with keypad
Display colour	65536 colours
Display size	10.4 inch
Supply	External source
Operating system	Harmony
Processor name	CPU RISC

Complementary

Display type	Backlit colour TFT LCD
Display resolution	640 x 480 pixels VGA
Touch sensitive zone	1024 x 1024
Touch panel	Analogue
Backlight lifespan	50000 hours
Brightness	16 levels via touch panel
Character font	Japanese (ANK, Kanji) Korean ASCII (European characters) Taiwanese (traditional Chinese) Chinese (simplified Chinese)
[Us] rated supply voltage	24 V DC
Supply voltage limits	19.2...28.8 V
Inrush current	30 A
Power consumption in W	11.4 W
Number of dynamic function keys symb	18 with LED
Number of static function keys	12 with LED and labels
Number of SERVICE keys	8
Number of alphanumeric keys	12
Local signalling	1 LED (green or orange) for normal operation or backlighting faulty
Number of pages	Limited by internal memory capacity
Software type	Configuration software

Software designation	Vijeo Designer
Processor frequency	333 MHz
Memory description	512 kB SRAM back up of data with lithium battery back-up 128 MB flash EPROM application memory
Downloadable protocols	Telemecanique Modicon FIPWAY Telemecanique Modicon Modbus Plus Telemecanique Modicon Modbus TCP Telemecanique Modicon Modbus Mitsubishi Melsec third party protocols Omron Sysmac third party protocols Rockwell Automation Allen-Bradley third party protocols Siemens Simatic third party protocols Telemecanique Modicon Uni-TE
Realtime clock	Built-in
Memory type	Up to 32 GB SD card RAM Up to 32 GB SDHC card RAM
Integrated connection type	<= 187.5 kbit/s RJ45, RS485 COM2 serial link for Siemens MPI (187.5 kbits/s) USB 2.0 type A master port for Modicon M340 terminal port communication <= 115.2 kbits/s male SUB-D 9, RS232C COM1 serial link removable screw terminal block power supply RJ45 Ethernet TCP/IP USB 2.0 type mini B
Port Ethernet	10BASE-T/100BASE-TX
Mounting mode	Flush mounting
Fixing mode	By 12 spring clips
Front material	Aluminium alloy
Enclosure material	PPT
Marking	CE
Width	296 mm
Height	332 mm
Depth	76 mm
Cut-out dimensions	285 (+/- 0.4) x 309 (+/- 0.4) mm
Net weight	3.3 kg

Environment

Immunity to microbreaks	10 ms
Standards	EN 61000-6-2 EN 61000-6-4 CSA C22.2 No 213 UL 61010-2-201 ANSI/ISA 12.12.01 EN 61131-2
Product certifications	cULus EAC UL Class 1 Division 2 T5 KC UL Class 1 Division 2 T4A RCM CSA Class 1 Division 2 T4A CSA Class 1 Division 2 T5 UKCA
Ambient air temperature for operation	0...55 °C
Ambient air temperature for storage	-20...60 °C
Relative humidity	10...90 % without condensation
Operating altitude	< 2000 m
IP degree of protection	IP20 (rear panel) conforming to IEC 60529 IP65 (front panel) conforming to IEC 60529
NEMA degree of protection	NEMA 4X front panel (indoor use)

Shock resistance	15 gn for 11 ms conforming to IEC 60068-2-27
Vibration resistance	1 gn conforming to IEC 60068-2-6 (f = 9...150 Hz) 3.5 mm conforming to IEC 60068-2-6 (f = 5...9 Hz)
Electromagnetic compatibility	Resistance to electrostatic discharge - test level: 4 kV level 3 conforming to IEC 61000-4-2 Resistance to radiated electromagnetic fields - test level: 10 V/m conforming to IEC 61000-4-3 Resistance to fast transient - test level: 2 kV level 3 conforming to IEC 61000-4-4

Packing Units

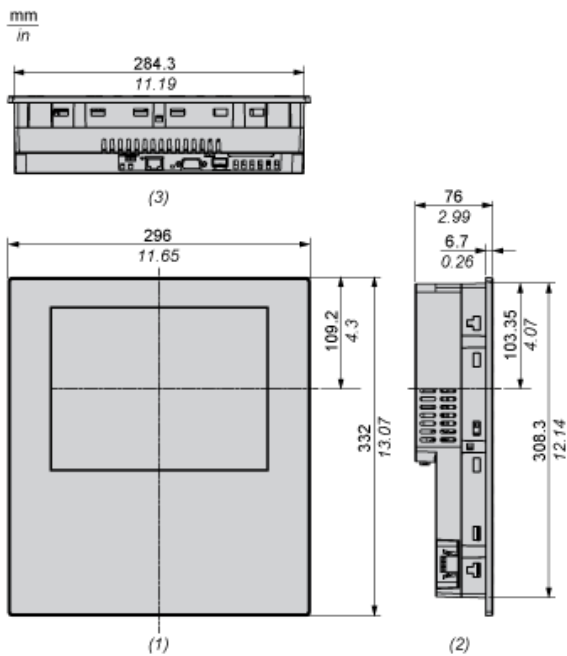
Unit Type of Package 1	PCE
Number of Units in Package 1	1
Package 1 Height	22.4 cm
Package 1 Width	37.2 cm
Package 1 Length	45.5 cm
Package 1 Weight	5.852 kg

Offer Sustainability

REACH Regulation	REACH Declaration
REACH free of SVHC	Yes
EU RoHS Directive	Pro-active compliance (Product out of EU RoHS legal scope) EU RoHS Declaration
Mercury free	Yes
China RoHS Regulation	China RoHS declaration
RoHS exemption information	Yes
WEEE	The product must be disposed on European Union markets following specific waste collection and never end up in rubbish bins

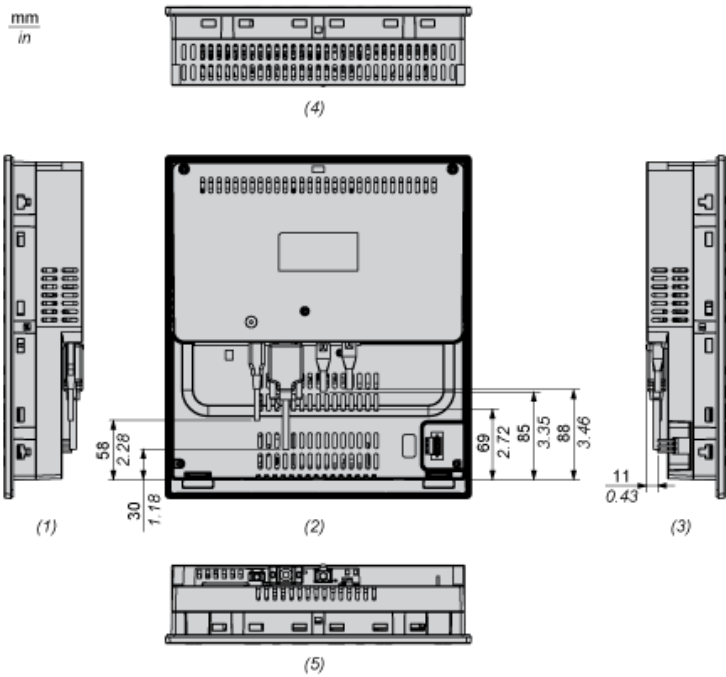
Dimensions

External Dimensions



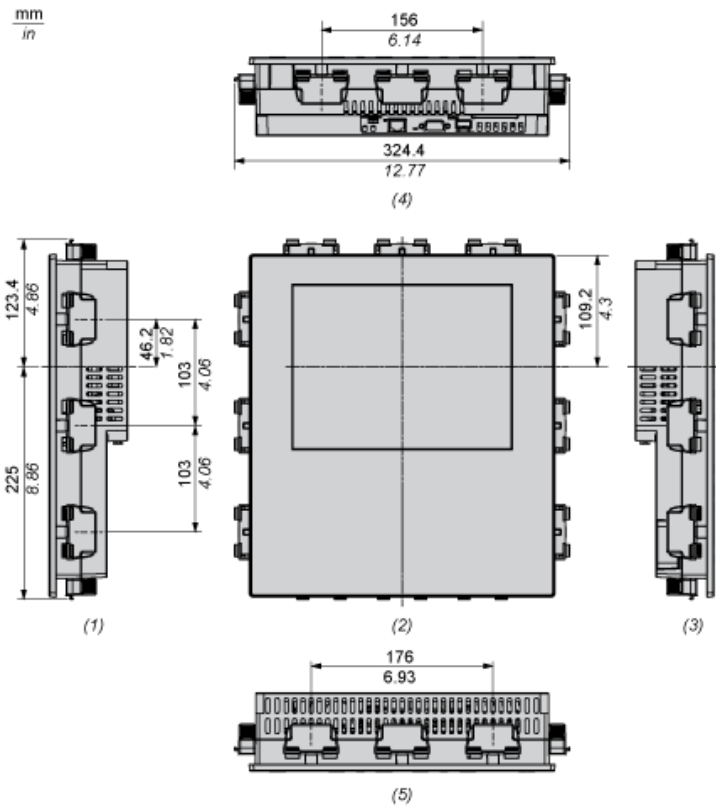
- (1) Front
- (2) Left
- (3) Bottom

Dimensions with Cables



- (1) Right
- (2) Front
- (3) Left
- (4) Bottom
- (5) Top

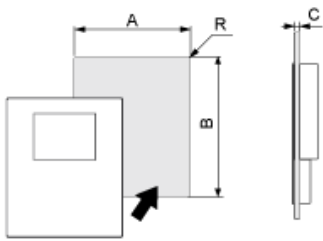
Dimensions with Spring Clips



- (1) Right
- (2) Front
- (3) Left
- (4) Bottom
- (5) Top

Mounting

Panel Cut Dimensions



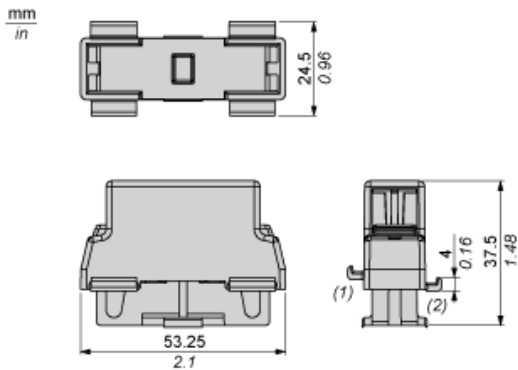
Dimensions in mm

A	B	C
285 ^{±0.4}	309 ^{±0.4}	Spring clips (Position 1): 1.5...4 Spring clips (Position 2): 4...6

Dimensions in in.

A	B	C
11.22 ^{±0.01}	12.17 ^{±0.01}	Spring clips (Position 1): 0.06...0.16 Spring clips (Position 2): 0.16...0.24

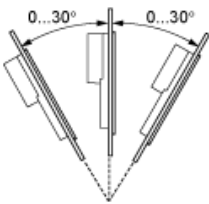
Spring Clip Dimensions



- (1) Position 1
- (2) Position 2

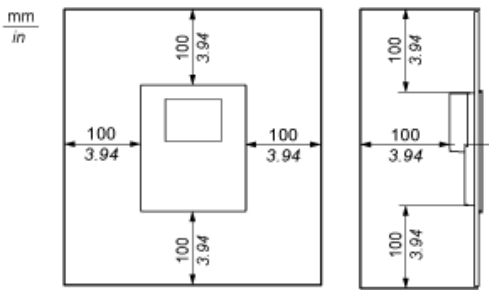
Installation Requirements

Mounting Angle



When installing this product in a slanted position with an incline more than 30°, the ambient temperature must not exceed 40 °C (104 °F). You may need to use forced air cooling (fan, A/C) to ensure the ambient operating temperature is 40 °C or less (104 °F or less).

Clearance



Recommended replacement(s)