





fixed-mounted circuit breaker 4-pole, size 2 $I_n=3200A$ to 500V, 50/60Hz AC
 $I_{cu}=66kA$ at 500V with mechanical lockout device with tripped signaling switch with
tripped indicators Overcurrent release ETU35WT LSI Setting range according to
FS with display With manual operating mechanism with memory with mechanical
calling without 1st auxiliary release without 2nd auxiliary release With door sealing
frame with sealing cap against unauthorized switching off

Model	
product brand name	SENTRON
product designation	3WT air circuit breaker
design of the product	IEC 60947-2
design of the actuating element	Pushbutton
type of the driving mechanism	Manual operating mechanism with stored energy feature, with mechanical closing
type of the driving mechanism motor drive	No
design of the overcurrent release	ETU35WT
General technical data	
number of poles	4
Field of application	CIRCUIT BREAKER
size of the circuit-breaker	II
mechanical service life (operating cycles) typical	10 000
electrical endurance (operating cycles) typical	4 000
utilization category	B
Diken-export Let-through current	DS_3WT8
Country code	EN
circuit-breaker Design	3WT8
reference code according to DIN 40719 extended according to IEC 204-2 according to IEC 750	Q
Voltage	
Rated operational voltage U_e max.	500 V
Rated insulation voltage U_i	1 000 V
insulation voltage rated value	690 V
surge voltage resistance rated value	12 kV
operating voltage	
• at AC at 50/60 Hz rated value	500 V
Protection class	
protection class IP	IP20
protection function of the overcurrent release	LSI
Main circuit	
operating frequency 1 rated value	50 Hz
Auxiliary circuit	
number of CO contacts for auxiliary contacts	0
number of NC contacts for auxiliary contacts	2
number of NO contacts for auxiliary contacts	2
operational current of auxiliary contacts at AC-15 at 230 V	6 A
Suitability	
suitability for use	Line / motor protection
• disconnecting means	Yes
Adjustable parameters	
adjustable current response value current of the short-time delayed short-circuit release	
• initial value	4 000 A
• full-scale value	38 400 A
adjustable current response value current of the current-dependent overload release initial value	1 280 A
Product details	

product component	
• auxiliary switch	Yes
• voltage trigger	No
• undervoltage release	No
product extension optional motor drive	Yes
Product function	
product function	
• of thermal overload trip unit	adjustable
• grounding protection	No
• for neutral conductors short-circuit and overload proof	No
• overload protection	Yes
Short circuit	
operating short-circuit current breaking capacity (Ics)	
• at 240 V rated value	66 kA
• at 415 V rated value	66 kA
• at 500 V rated value	66 kA
maximum short-circuit current breaking capacity (Icu)	
• at 240 V rated value	66 kA
• at 400 V rated value	66 kA
• at 415 V rated value	66 kA
• at 440 V rated value	66 kA
• at 480 V rated value	66 kA
• at 500 V rated value	66 kA
Connections	
arrangement of electrical connectors for main current circuit	Main connection horizontal on rear (IEC 947-2 standard)
type of connectable conductor cross-sections for auxiliary contacts	
• solid	1x (0.5 ... 2.5) mm ² ; 1x AWG 14
• finely stranded with core end processing	2x 1.0 mm ²
type of electrical connection for main current circuit	busbar connection
Mechanical Design	
fastening method	fixed mounting
mounting position	with vertical mounting surface +/-180° rotatable, with vertical mounting surface +/- 30° tiltable to the front and back
Environmental conditions	
ambient temperature during operation	
• minimum	-20 °C
• maximum	70 °C
ambient temperature during storage	
• minimum	-40 °C
• maximum	80 °C
Certificates	
reference code	
• according to EN 61346-2	Q
• according to IEC 81346-2	Q
Approvals Certificates	
<div>General Product Approval</div> <div>   Confirmation   Miscellaneous </div>	
Test Certificates	

other	Dangerous goods	Environment
Confirmation	Miscellaneous	Transport Information Environmental Con- firmations Environmental Con- firmations

Further information

Information on the packaging

<https://support.industry.siemens.com/cs/ww/en/view/109813875>

Information- and Downloadcenter (Catalogs, Brochures,...)

<http://www.siemens.com/lowvoltage/catalogs>

Industry Mall (Online ordering system)

<https://mall.industry.siemens.com/mall/en/en/Catalog/product?mlfb=3WT8326-5AA00-0AA2>

Service&Support (Manuals, Certificates, Characteristics, FAQs,...)

<https://support.industry.siemens.com/cs/ww/en/ps/3WT8326-5AA00-0AA2>

Image database (product images, 2D dimension drawings, 3D models, device circuit diagrams, ...)

http://www.automation.siemens.com/bilddb/cax_en.aspx?mlfb=3WT8326-5AA00-0AA2

CAX-Online-Generator

<http://www.siemens.com/cax>

Tender specifications

<http://www.siemens.com/specifications>

last modified:

4/8/2021 

