





withdrawable circuit breaker 3-pole, size 2 In=2500A to 500V, 50/60Hz AC Icu=66kA at 500V with mechanical lockout device with tripped signaling switch with tripped indicators with guide frame Overcurrent release ETU37WT LSING Setting range according to FS with display Motorized/manual operating mechanism with memory with electrical and mechanical activation Motor and electr. calling for 220...240 V AC, 220...250 V DC Activation solenoid 220...250 V DC without 1st auxiliary release With 2nd auxiliary release Shunt release "F", F2 220...240 V AC, 220...250 V DC switch position-dependent Auxiliary current switch 2 NC+2 NO 2-piece shutter with sealing cap against unauthorized switching off with door sealing frame

Model	
product brand name	SENTRON
product designation	3WT air circuit breaker
design of the product	IEC 60947-2
design of the actuating element	Pushbutton
design of the overcurrent release	ETU37WT
General technical data	
number of poles	3
Field of application	CIRCUIT BREAKER
size of the circuit-breaker	II
mechanical service life (operating cycles) typical	12 000
electrical endurance (operating cycles) typical	4 000
utilization category	B
Diken-export Let-through current	DS_3WT8
Country code	EN
circuit-breaker Design	3WT8
reference code according to DIN 40719 extended according to IEC 204-2 according to IEC 750	Q
Voltage	
Rated operational voltage Ue max.	500 V
Rated insulation voltage Ui	1 000 V
<ul style="list-style-type: none"> insulation voltage rated value insulation voltage (Ui) at AC rated value 	690 V 1 000 V
surge voltage resistance rated value	12 kV
operating voltage <ul style="list-style-type: none"> at AC at 50/60 Hz rated value 	500 V
Protection class	
protection class IP	IP20
Main circuit	
operating frequency 1 rated value	50 Hz
Auxiliary circuit	
number of CO contacts for auxiliary contacts	0
number of NC contacts for auxiliary contacts	2
number of NO contacts for auxiliary contacts	2
operational current of auxiliary contacts at AC-15 at 230 V	6 A
Suitability	
suitability for use <ul style="list-style-type: none"> disconnecting means 	Yes
Product details	
product component <ul style="list-style-type: none"> trip indicator auxiliary switch 	No Yes
Product function	
product function	

• overload protection	Yes
Short circuit	
maximum short-circuit current breaking capacity (Icu)	
• at 500 V rated value	66 kA
Connections	
type of connectable conductor cross-sections for auxiliary contacts	
• solid	1x (0.5 ... 2.5) mm ² ; 1x AWG 14
• finely stranded with core end processing	2x 1.0 mm ²
Mechanical Design	
fastening method	drawer unit
mounting position	with vertical mounting surface +/-180° rotatable, with vertical mounting surface +/- 30° tiltable to the front and back
Environmental conditions	
ambient temperature during operation	
• minimum	-20 °C
• maximum	70 °C
ambient temperature during storage	
• minimum	-40 °C
• maximum	80 °C
Certificates	
reference code	
• according to EN 61346-2	Q
• according to IEC 81346-2	Q
Approvals Certificates	
<div>General Product Approval</div> <div>    Confirmation  Miscellaneous </div>	
Test Certificates	

other	Dangerous Good	Environment
Miscellaneous	Confirmation	Transport Information
	Environmental Con- firmations	Environmental Con- firmations

Further information

Information on the packaging
<https://support.industry.siemens.com/cs/ww/en/view/109813875>
Information- and Downloadcenter (Catalogs, Brochures,...)
<http://www.siemens.com/lowvoltage/catalogs>
Industry Mall (Online ordering system)
<https://mall.industry.siemens.com/mall/en/en/Catalog/product?mlfb=3WT8252-6UA34-5AB2>
Service&Support (Manuals, Certificates, Characteristics, FAQs,...)
<https://support.industry.siemens.com/cs/ww/en/ps/3WT8252-6UA34-5AB2>
Image database (product images, 2D dimension drawings, 3D models, device circuit diagrams, ...)
http://www.automation.siemens.com/bilddb/cax_en.aspx?mlfb=3WT8252-6UA34-5AB2
CAX-Online-Generator
<http://www.siemens.com/cax>
Tender specifications
<http://www.siemens.com/specifications>

last modified:

3/9/2020 

