

Siemens
EcoTech



circuit breaker 3VA2 IEC Frame 630 breaking capacity class H $I_{cu}=85 \text{ kA} @ 415 \text{ V}$
4-pole, line protection ETU330, LIG, $I_n=630 \text{ A}$ overload protection $I_r=250 \text{ A} \dots 630 \text{ A}$
short-circuit protection $I_i=1.5 \dots 9 \times I_n$ neutral conductor protection adjustable (OFF, 50%, 100%) ground-fault protection $I_g=0.2 \dots 1 \times I_n$ $t_g=0.1/0.3 \text{ s}$ nut keeper kit



Model

product brand name	SENTRON
product designation	Molded case circuit breaker
design of the product	Line protection
design of the overcurrent release	ETU330
protection function of the overcurrent release	LIG
number of poles	4

General technical data

insulation voltage / rated value	800 V
operating voltage / at AC / rated value	690 V
power loss [W] / maximum	162 W
power loss [W] / for rated value of the current / at AC / in hot operating state / per pole	54 W
mechanical service life (operating cycles) / typical	20 000
electrical endurance (operating cycles) / at AC-1 / at 380/415 V	5 000
electrical endurance (operating cycles) / at AC-1 / at 690 V	3 500
product feature / for neutral conductors / upgradable/retrofitable / short-circuit and overload proof	No
ground-fault monitoring version	Summation current formation L + N conductor
product function	
• communication function	No
• other measurement function	No
Net Weight	6.765 kg

Current

operational current	
• at 40 °C	630 A
• at 45 °C	612 A
• at 50 °C	593 A
• at 55 °C	575 A
• at 60 °C	557 A
• at 65 °C	538 A
• at 70 °C	520 A

Switching capacity according to IEC 60947

switching capacity class of the circuit breaker	H
maximum short-circuit current breaking capacity (I_{cu})	
• at 240 V	110 kA
• at 415 V	85 kA
• at 440 V	85 kA

<ul style="list-style-type: none"> • at 500 V • at 690 V 	55 kA 6 kA
operating short-circuit current breaking capacity (Ics) <ul style="list-style-type: none"> • at 240 V • at 415 V • at 440 V • at 500 V • at 690 V 	110 kA 85 kA 85 kA 55 kA 6 kA
short-circuit current making capacity (Icm) <ul style="list-style-type: none"> • at 240 V • at 415 V • at 440 V • at 500 V • at 690 V 	242 kA 187 kA 187 kA 121 kA 9 kA

Adjustable parameters

product feature / for L-tripping / can be switched on/off	No
adjustable response value setting current (Ir) / of the L-trip / with I2t characteristic <ul style="list-style-type: none"> • minimum • maximum 	250 A 630 A
adjustable response value delay time (tr) / for L-tripping / with I2t characteristic <ul style="list-style-type: none"> • minimum • maximum 	0.5 s 12 s
adjustable response value setting current (Ii) / for I-tripping <ul style="list-style-type: none"> • minimum • maximum 	945 A 5 670 A
adjustable current response value current / for G-tripping / with standard characteristic <ul style="list-style-type: none"> • initial value • full-scale value 	126 A 630 A
adjustable response value delay time (tg) / for G-tripping / with I0t characteristic <ul style="list-style-type: none"> • maximum 	0.3 s
adjustable setting current (InN) / for N-tripping <ul style="list-style-type: none"> • minimum • maximum 	315 A 630 A
design of the N-conductor protection	adjustable OFF; 50%; 100%
product function / grounding protection	Yes

Mechanical Design












product component <ul style="list-style-type: none"> • undervoltage release • voltage trigger • trip indicator 	No No No
height [in]	9.76 in
height	248 mm
width [in]	7.24 in
width	184 mm
depth [in]	4.33 in
depth	110 mm

Connections

arrangement of electrical connectors / for main current circuit	Front terminal
type of electrical connection / for main current circuit	on both sides nut keeper kit
type of connectable conductor cross-sections / for flat-bar terminal connection / minimum	20 x 1 mm
type of connectable conductor cross-sections / for flat-bar terminal connection / maximum	35 x 10 mm
design of the surface / of the connections / on the top of the switch (N, 1, 3, 5)	silver
design of the surface / of the connections / on the bottom of the switch (N, 2, 4, 6)	silver

Auxiliary circuit

number of CO contacts / for auxiliary contacts	0
--	---

Accessories	
product extension / optional / motor drive	Yes
Environmental conditions	
protection class IP / on the front	IP40
ambient temperature	
• during operation / minimum	-25 °C
• during operation / maximum	70 °C
• during storage / minimum	-40 °C
• during storage / maximum	80 °C
Environmental footprint	
Siemens Eco Profile (SEP)	Siemens EcoTech
reference code / according to IEC 81346-2	Q
Approvals / Certificates	
General Product Approval	
EMV	
Confirmation   Miscellaneous  	
Test Certificates	
Marine / Shipping	
Type Test Certificates/Test Report Special Test Certificate Miscellaneous   	
Marine / Shipping	
other	
  CCS (China Classification Society) Miscellaneous Confirmation Miscellaneous	
Dangerous Good	
Environment	
Transport Information   Environmental Confirmations Environmental Confirmations	

Further information

Information on the packaging

<https://support.industry.siemens.com/cs/ww/en/view/109813875>

Information- and Downloadcenter (Catalogs, Brochures,...)

<http://www.siemens.com/lowvoltage/catalogs>

Industry Mall (Online ordering system)

<https://mall.industry.siemens.com/mall/en/en/Catalog/product?mlfb=3VA2463-6HM42-0AA0>

Service&Support (Manuals, Certificates, Characteristics, FAQs,...)

<https://support.industry.siemens.com/cs/ww/en/ps/3VA2463-6HM42-0AA0>

Image database (product images, 2D dimension drawings, 3D models, device circuit diagrams, ...)

http://www.automation.siemens.com/bilddb/cax_en.aspx?mlfb=3VA2463-6HM42-0AA0

CAX-Online-Generator

<http://www.siemens.com/cax>

Tender specifications

<http://www.siemens.com/specifications>

